

2019



( )

ZHONGXINGHUA CERTIFIED PUBLIC ACCOUNTANTS LLP

1

15

100037

(010)68364878

(010)68364875

---

1.

2.

3.

4.

5.

6.

7.

8.

9.

1.

2.

3.

4.



ZHONGXINGHUA CERTIFIED PUBLIC ACCOUNTANTS LLP  
Add 1 15  
F15, Sichuan Building East, No.1 Fu Wai Da Jie, Xi cheng District Beijing, China  
Tel 010-68364878 Fax 010-68364875

2020 040283

2019 12 31

2019

2019 12 31

2019



---

“ 16 ”  
2019 12 31 , 1,048,783,184.87

2

1

2



2

1

“ ”

2019

3

5





---

6

2020 4 28

1	291,455,025.10	306,197,814.63
2	31,073,547.95	
3	8,141,998.45	27,251,568.28
4	455,038,516.33	469,015,264.69
5	60,404,866.96	81,898,808.53
6	39,529,499.82	19,045,849.81
7	145,008,884.06	168,834,572.65
8	56,000,000.00	
9	5,304,028.40 1,091,956,367.07	118,043,990.29 1,190,287,868.88
10		228,209,074.91
11	58,938,438.16	

19	70,000,000.00	100,000,000.00
20		8,319,053.00
21	248,182,107.26	292,090,802.59
22	125,963,864.11	160,630,697.27
23	71,094,746.87	60,343,908.61
24	42,413,270.53	64,370,237.69
25	42,145,924.97	17,212,623.91
26	20,508,975.30	28,123,700.00
27	4,808,901.05	4,636,460.99
	<b>625,117,790.09</b>	<b>735,727,484.06</b>
28		50,000,000.00
29		159,122,319.21
30	36,535,399.99	39,303,666.71
18	803,624.69	1,604,365.51
	<b>37,339,024.68</b>	<b>250,030,351.43</b>
	<b>662,456,814.77</b>	<b>985,757,835.49</b>

	<b>996,255,799.76</b>	<b>1,179,189,736.12</b>
37	<b>996,255,799.76</b>	<b>1,179,189,736.12</b>

	<b>971,933,621.87</b>	<b>1,132,908,766.85</b>
37	386,658,819.50	596,178,159.80

38	8,281,514.99	12,271,747.90
39	253,649,320.65	225,965,368.06
40		

1,008,457,440.53

1,196,669,263.82

27,251,838.29

50,430,519.24

2019

	680,036,042.00	180,154,396.11	56,247,400.00		49,104,343.92	515,563,600.35	1,368,610,982.38	58,213,377.04	1,426,824,359.42
				43,828,685.17		-425,676,252.10	-381,847,566.93		-381,847,566.93
				-43,828,685.17		43,828,685.17			
	680,036,042.00	180,154,396.11	56,247,400.00		49,104,343.92	133,716,033.42	986,763,415.45	58,213,377.04	1,044,976,792.49
	-6,405,892.00	-22,640,731.51	-54,482,424.70	-6,360,000.00		-121,299,076.94	-102,223,275.75	7,018,741.25	-95,204,534.50
				-6,360,000.00		-101,246,695.46	-107,606,695.46	83,023.33	-107,523,672.13
	-6,405,892.00	-22,640,731.51	-54,482,424.70				25,435,801.19	6,935,717.92	32,371,519.11
1									
2									
3		529,132.58					529,132.58		529,132.58
4	-6,405,892.00	-23,169,864.09	-54,482,424.70				24,906,668.61	6,935,717.92	31,842,386.53
						-20,052,381.48	-20,052,381.48		-20,052,381.48
1									
2									
3						-20,052,381.48	-20,052,381.48		-20,052,381.48
4									
1									
2									
3									
4									
5									
6									
1									
2									
	673,630,150.00	157,513,664.60	1,764,975.30	-6,360,000.00	49,104,343.92	12,416,956.48	884,540,139.70	65,232,118.29	949,772,257.99

447,930,709.00

337,041,373.09

42,340,443.15

396,598,647.02

1,223,911,172.26

61,143,104.77

1,285,054,277.03



62,458,383.21	85,451,208.63
	8,319,053.00
268,766,162.34	289,197,722.12
36,798,886.23	77,961,947.44
31,899,790.35	26,543,104.31
29,481,706.91	44,406,631.63
272,535,077.07	192,515,348.13
20,508,975.30	28,123,700.00
<b>722,448,981.41</b>	<b>752,518,715.26</b>

5	<b>443,234,727.79</b>	<b>518,605,975.65</b>
5	329,150,332.84	397,062,737.88
	3,720,559.67	4,182,074.86
	69,186,030.22	93,242,175.69
	59,515,017.09	67,535,603.14

2019

		436,227,372.60	580,683,736.43
		12,227,641.46	18,763,745.47
		112,691,776.71	116,396,553.73
		<b>561,146,790.77</b>	<b>715,844,035.63</b>
		364,041,024.74	429,511,936.57
		132,482,463.94	147,651,104.54
		28,780,313.47	27,004,427.06
		90,472,121.25	153,254,944.21
		<b>615,775,923.40</b>	<b>757,422,412.38</b>
		<b>-54,629,132.63</b>	<b>-41,578,376.75</b>
		172,857,173.02	
		98,537,160.54	205,083,548.23
		114,848.92	163,636,557.28
			10,634,040.00
		<b>271,509,182.48</b>	<b>379,354,145.51</b>
		16,484,508.28	1,975,910.62
		178,240,000.00	273,382,909.61
			2,275,059.12
		<b>194,724,508.28</b>	<b>277,633,879.35</b>
		<b>76,784,674.20</b>	<b>101,720,266.16</b>
			60,156,850.60
		50,000,000.00	235,000,000.00
		125,400.00	
		<b>50,125,400.00</b>	<b>295,156,850.60</b>
		122,992,825.42	275,000,000.00
		23,913,379.73	26,701,049.95
		7,851,258.21	
		<b>154,757,463.36</b>	<b>301,701,049.95</b>
		<b>-104,632,063.36</b>	<b>-6,544,199.35</b>
		144,841.47	
		-82,331,680.32	53,597,690.06
		180,995,541.47	127,397,851.41
		<b>98,663,861.15</b>	<b>180,995,541.47</b>

680,036,042.00

350,821,182.52

56,247,400.00

49,104,343.92

369,145,053.76

**1,392,859,222.20**

43,828,685.17

-427,290,961.81

**-383,462,276.64**

-43,828,685.17

43,828,685.17

	447,930,709.00	505,586,715.52			42,340,443.15	321,706,513.73	<b>1,317,564,381.40</b>
				181,643,600.00		-500,969,107.43	<b>-319,325,507.43</b>
	447,930,709.00	505,586,715.52		181,643,600.00	42,340,443.15	-179,262,593.70	<b>998,238,873.97</b>
	232,105,333.00	-154,765,533.00	56,247,400.00	-137,814,914.83	6,763,900.77	121,116,685.65	<b>11,158,071.59</b>
				-137,814,914.83		141,317,153.32	<b>3,502,238.49</b>
	8,140,000.00	69,199,800.00	56,247,400.00				<b>21,092,400.00</b>
1							
2							
3		21,092,400.00					<b>21,092,400.00</b>
4	8,140,000.00	48,107,400.00	56,247,400.00				

1

, 2010 3

" " " "

( )

91440300723005104T

2012 4 25

2019 12 31

67,363.02

67,998.882

2 2 6

2

(

3

4

---

---

---













---


































;

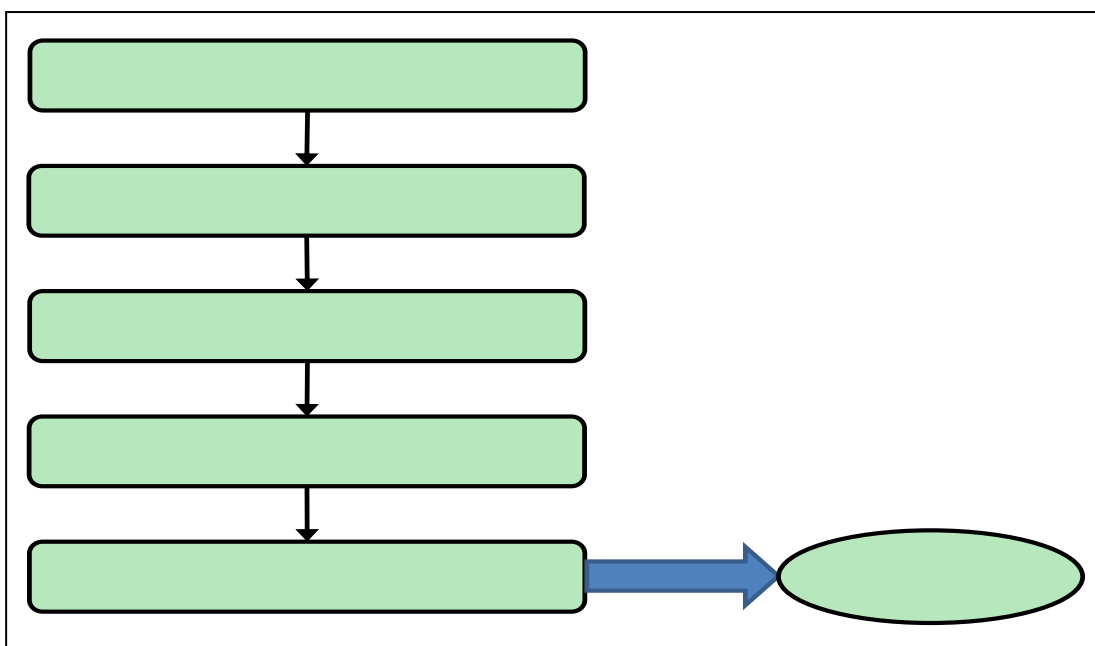
œ

(

-

B

C



SDK

§







---

---

	%	\$		"	
			/		

---





---


---

---


---

---











2

2019

2019

15%

[2011]4

[2011]4

[2016]49

"

"

2014 5 12

2019

"

"

2017

2017

15%

3

2012 27

10%

2019 10%

2017

2017

15%

3

2017

2017

15%

3

2012 27

10%

2019 10%

2017

2017

15%

3

2019 1 1

2019 12 31

2018 12 31

2019

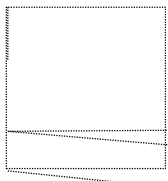
"

"

2018








---


---


--	--	--	--











---

---

--	--





2019

2

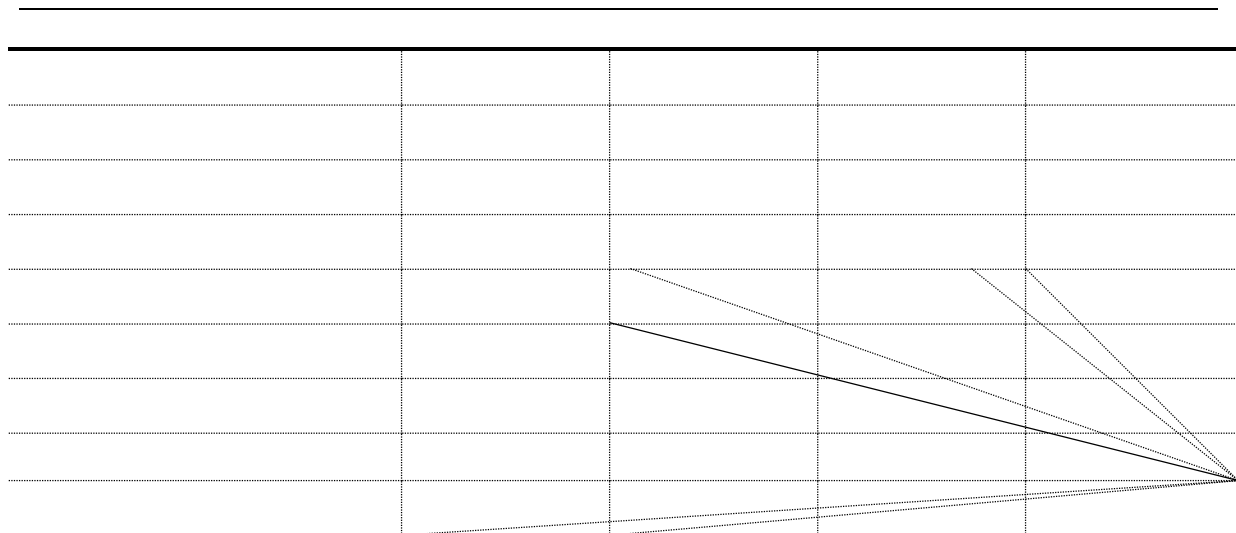

WACC





---

---









---





The image shows a technical drawing of a T-junction. A solid horizontal line is at the top. Below it, a thick vertical rectangular bar is shaded with dense vertical lines. This bar intersects a horizontal line. Below this intersection, horizontal hatching lines are present, with the hatching pattern changing at the junction point. The drawing is bounded by a top solid line and several horizontal dotted lines below it. A vertical dotted line is also present, intersecting the hatched bar.







---

---


1

---




---


---





---

---

--	--	--	--

489	2018		
953	-2018		
309	2018		
	-2019		
	-		

	%					
	0.00	0.00	0.00	0.00	/	0.00




1

2



\_\_\_\_\_

\_\_\_\_\_

\_\_\_\_\_

\_\_\_\_\_

\_\_\_\_\_

2019


---


---


4

	5%




3




1


2

---


---

3

4











---

---


---


---

---

.....

---

---


---

---


---

---


---

---

										%

---



---


---


--				
--				
--				
--				




---


---





---











2023年12月31日

123456789

www.cninfo.com.cn

